










Located in historic downtown New Albany, Indiana, The Gallery on Pearl is convenient to reach from all directions:

---





#### From I-64 Eastbound

-  Start out East on I-64
  -  Take EXIT 123 toward NEW ALBANY (before the Sherman Minton Bridge)
  -  Stay STRAIGHT to cross Spring St
  -  Turn LEFT onto W MARKET ST
  -  Turn RIGHT onto PEARL ST
  - End at 222 Pearl St New Albany, IN 47150
- 



#### From I-65 Northbound

-  Start out North on I-65
  - Merge onto I-64 W via EXIT 137 toward ST LOUIS crossing the Sherman Minton Bridge into Indiana
  -  Take EXIT 123 toward NEW ALBANY
  -  Stay STRAIGHT to go onto W ELM ST
  -  Turn RIGHT onto PEARL ST
  - End at 222 Pearl St New Albany, IN 47150
- 

#### From I-64 Westbound

-  Start out West on I-64 toward NEW ALBANY/ST LOUIS crossing the Sherman Minton Bridge
  -  Take EXIT 123 toward NEW ALBANY
  -  Stay STRAIGHT to go onto W ELM ST
  -  Turn RIGHT onto PEARL ST
  - End at 222 Pearl St New Albany, IN 47150
- 

#### From the East of New Albany (Clarksville area)

-  Start out West on E SPRING ST (OLD IN-62 W)
-  Turn LEFT onto PEARL ST
- End at 222 Pearl St New Albany, IN 47150

#### From I-65 Southbound

-  Start out South on I-65
- Merge onto I-265 W/ IN-62 W/ LEE H HAMILTON HWY via EXIT 6B toward NEW ALBANY
- Merge onto I-64 E/ US-150 E via the exit on the LEFT toward NEW ALBANY/ LOUISVILLE
-  Take EXIT 123 toward NEW ALBANY (before the Sherman Minton Bridge)
-  Stay STRAIGHT to cross Spring St
-  Turn LEFT onto W MARKET ST
-  Turn RIGHT onto PEARL ST
- End at 222 Pearl St New Albany, IN 47150